

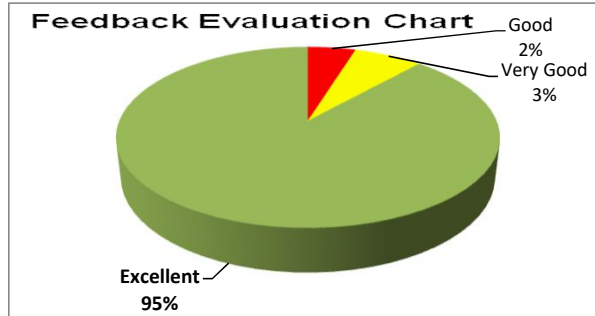
S.D. MAHILA MAHAVIDYALYA, HANSI

Student Satisfaction Survey 2020-2021

Library

Q1 Is the required number of titles/ books in your Subject available in the Library?

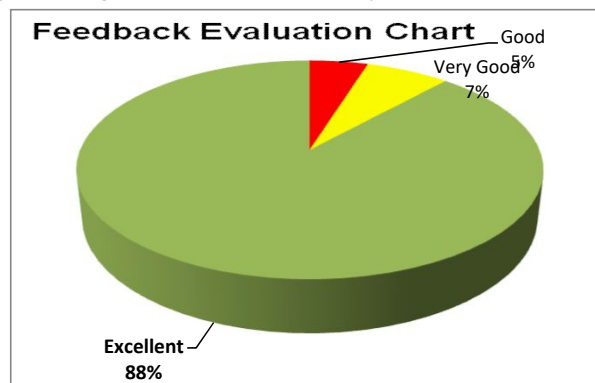
| Good | Very Good | Excellent |
|------|-----------|-----------|
| 2% | 3% | 95% |



Total 1160 students answered this question.

Q2 How is the system of cataloguing and arrangement of books in the Library ?

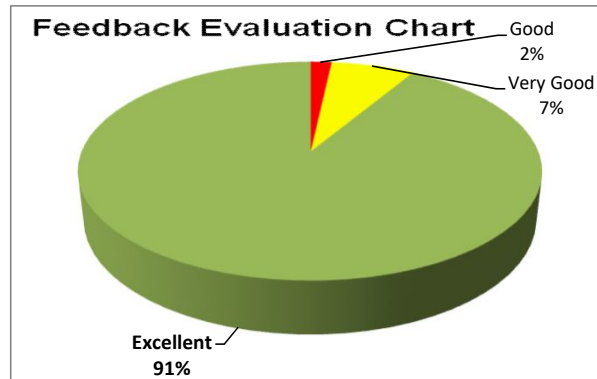
| Good | Very Good | Excellent |
|------|-----------|-----------|
| 5% | 7% | 88% |



Total 1160 students answered this question.

Q3 Whether the availability of reading space in the Library is sufficient ?

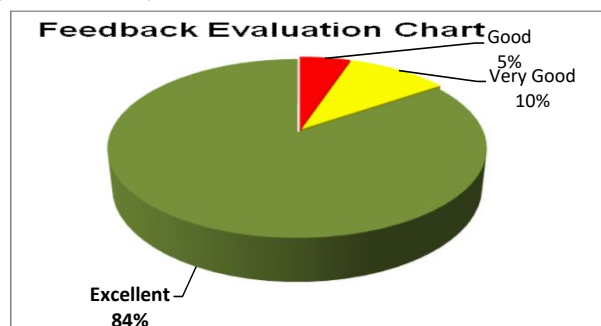
| Good | Very Good | Excellent |
|------|-----------|-----------|
| 2% | 7% | 91% |



Total 1160 students answered this question.

Q4 Whether the library Staff is co-operative and helpful ?

| Good | Very Good | Excellent |
|------|-----------|-----------|
| 5% | 10% | 84% |

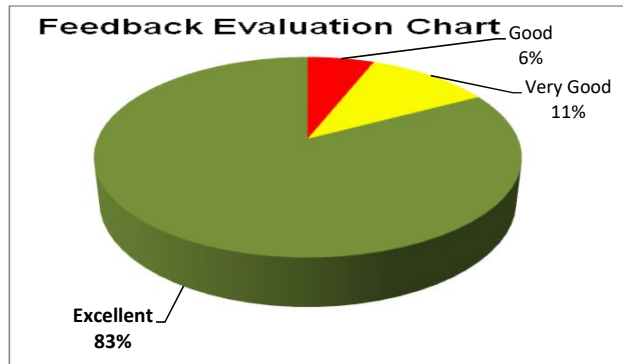


Total 1160 students answered this question.

Administration/Physical Infrastructure

Q1 College Office is helpful and co-operative in administrative matters ?

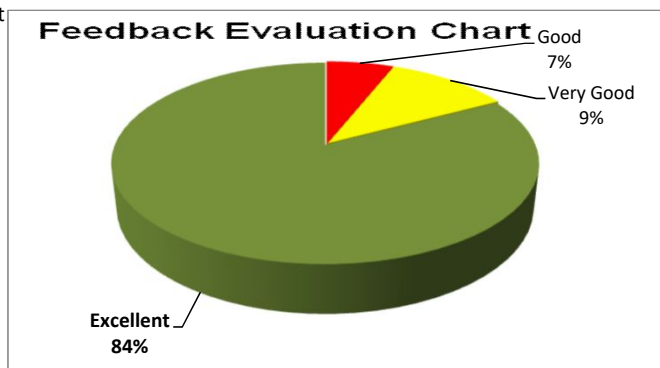
| | | |
|------|-----------|-----------|
| Good | Very Good | Excellent |
| 6% | 11% | 83% |



Total 1160 students answered this question.

Q2 Are there sufficient number of class rooms available in the college ?

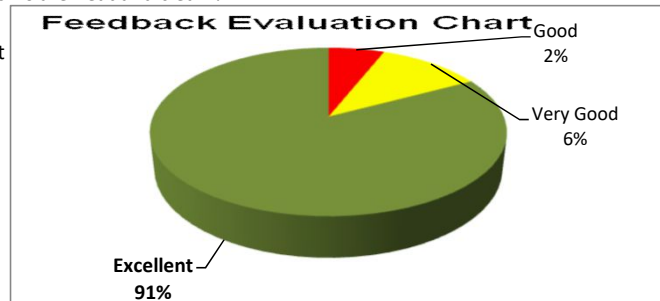
| | | |
|------|-----------|-----------|
| Good | Very Good | Excellent |
| 1 | 4 | 5 |
| 7% | 9% | 84% |



Total 1160 students answered this question.

Q3 Whether the available classrooms are neat and clean ?

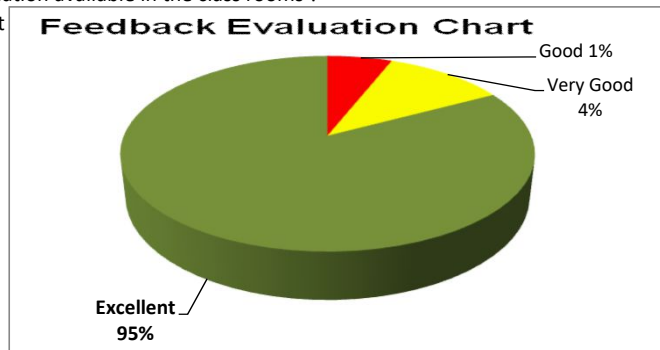
| | | |
|------|-----------|-----------|
| Good | Very Good | Excellent |
| 2% | 6% | 91% |



Total 1160 students answered this question.

Q4 Is there proper light and ventilation available in the class rooms ?

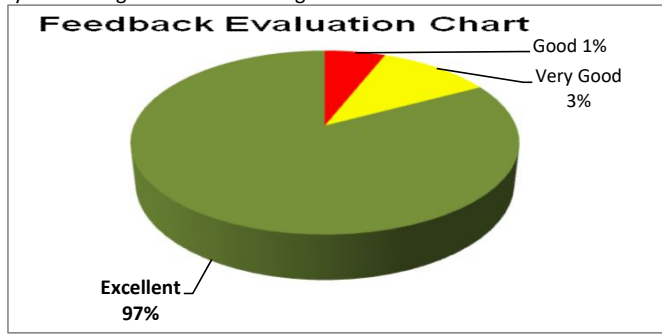
| | | |
|------|-----------|-----------|
| Good | Very Good | Excellent |
| 1% | 4% | 95% |



Total 1160 students answered this question.

Q5 How is the quality and availability of drinking water in the college ?

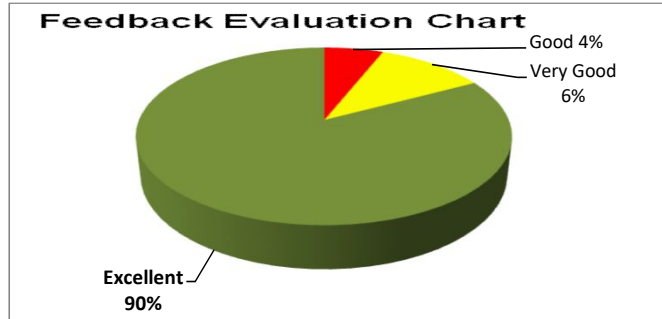
| | | |
|------|-----------|-----------|
| Good | Very Good | Excellent |
| 1% | 3% | 97% |



Total 1160 students answered this question.

Q6 Whether the toilets are sufficient and well maintained ?

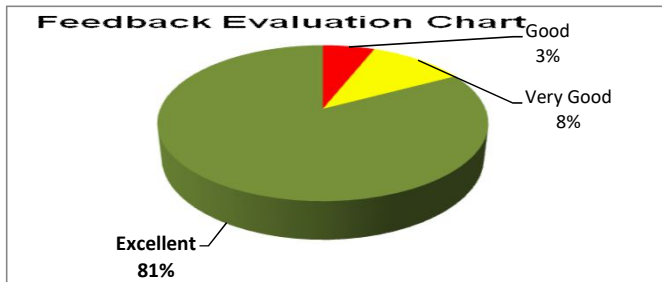
| | | |
|------|-----------|-----------|
| Good | Very Good | Excellent |
| 4% | 6% | 90% |



Total 1160 students answered this question.

Q7 whether the availability of Laboratories and Lab Equipments is sufficient ?

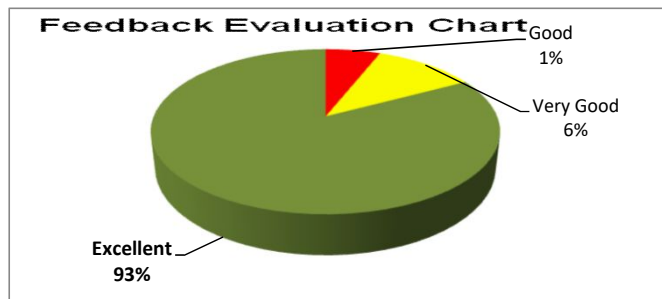
| | | |
|------|-----------|-----------|
| Good | Very Good | Excellent |
| 3% | 8% | 81% |



Total 1160 students answered this question.

Q8 Whether the availability of common rooms/lawns in the campus is sufficient ?

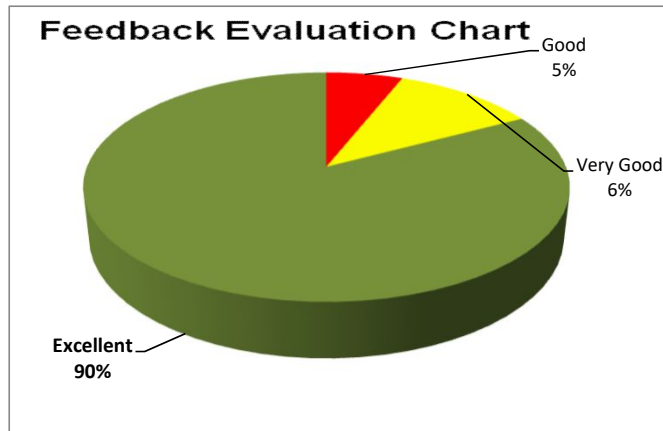
| | | |
|------|-----------|-----------|
| Good | Very Good | Excellent |
| 1% | 6% | 93% |



Total 1160 students answered this question.

Q9 How do you rate the level of various co-curricular/extra-curricular activities organized in the college ?

| | | |
|------|-----------|-----------|
| Good | Very Good | Excellent |
| 5% | 6% | 90% |

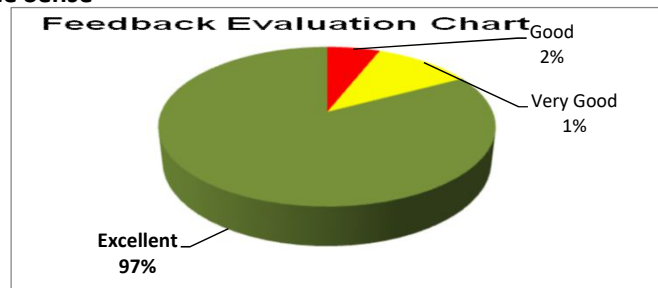


Total 1160 students answered this question.

Broad Field : Time Sense

Q1 is the teacher punctual ?

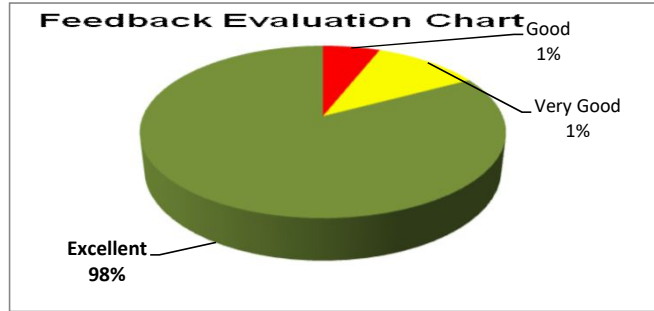
| | | |
|------|-----------|-----------|
| Good | Very Good | Excellent |
| 1% | 2% | 97% |



Total 1160 students answered this question.

Q2 Does the teacher regularly take the Classes ?

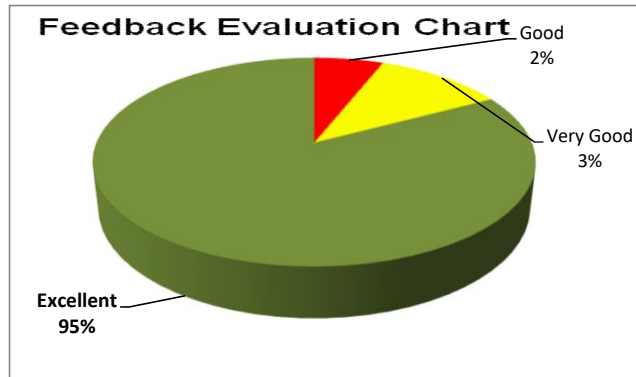
| Good | Very Good | Excellent |
|------|-----------|-----------|
| 1% | 1% | 98% |



Total 1160 students answered this question.

Q3 Does the teacher complete syllabus in time ?

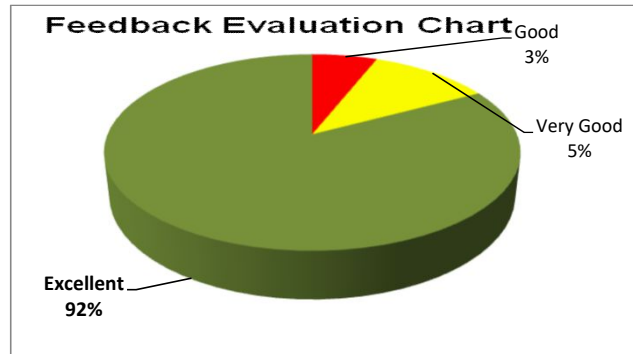
| Good | Very Good | Excellent |
|------|-----------|-----------|
| 2% | 3% | 95% |



Total 1160 students answered this question.

Q4 Does the teacher regularly take assignments ?

| Good | Very Good | Excellent |
|------|-----------|-----------|
| 3% | 5% | 92% |

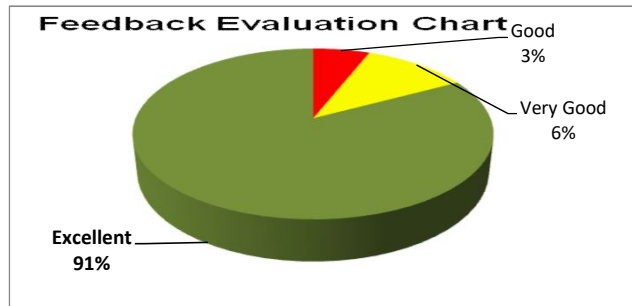


Total 1160 students answered this question.

Broad Field : Subject Command

Q1 Does the teacher have command on subject ?

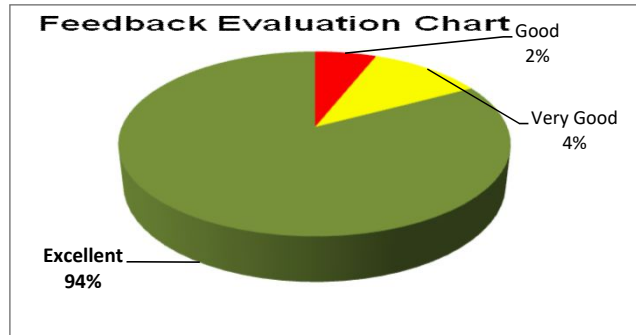
| Good | Very Good | Excellent |
|------|-----------|-----------|
| 3% | 6% | 91% |



Total 1160 students answered this question.

Q2 Is the teacher self confident ?

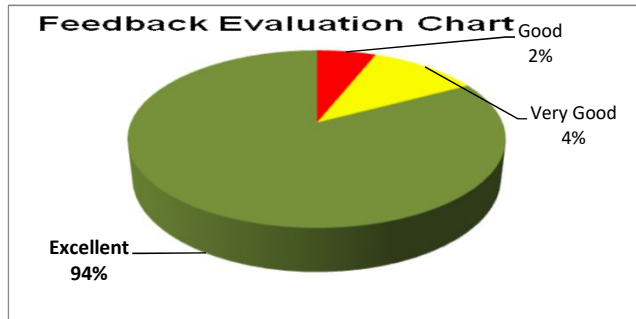
| Good | Very Good | Excellent |
|------|-----------|-----------|
| 2% | 4% | 94% |



Total 1160 students answered this question.

Q3 Is the teacher able to communicate effectively ?

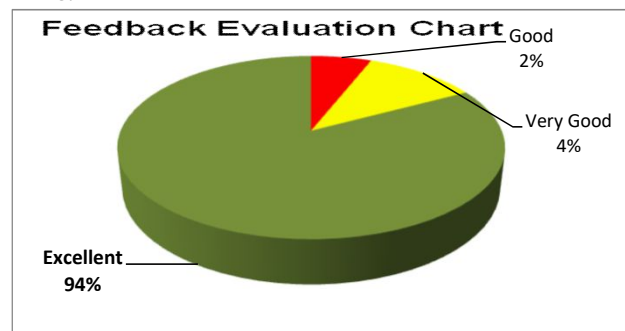
| Good | Very Good | Excellent |
|------|-----------|-----------|
| 2% | 4% | 94% |



Total 1160 students answered this question.

Q4 How effective is the teaching methodology of the teacher ?

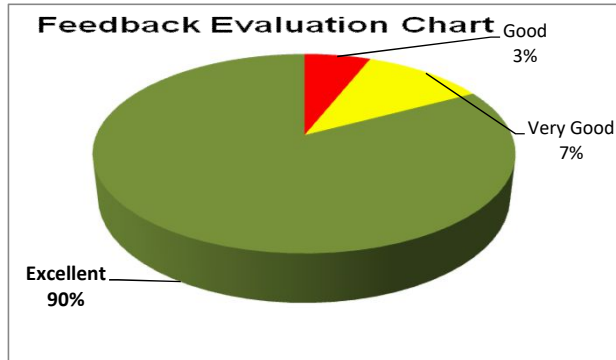
| Good | Very Good | Excellent |
|------|-----------|-----------|
| 6% | 17% | 87% |



Board Field : Helping Attitude

Q1 Does the teacher have helping approach towards varied academic interests of students ?

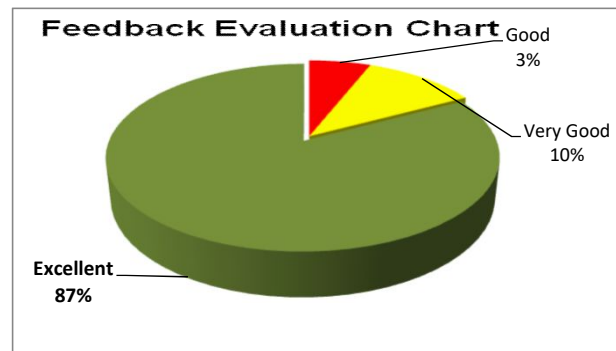
| Good | Very Good | Excellent |
|------|-----------|-----------|
| 3% | 7% | 90% |



Total 1160 students answered this question.

Q2 Does the teacher help students in providing study material which is not readily available in the text books ?

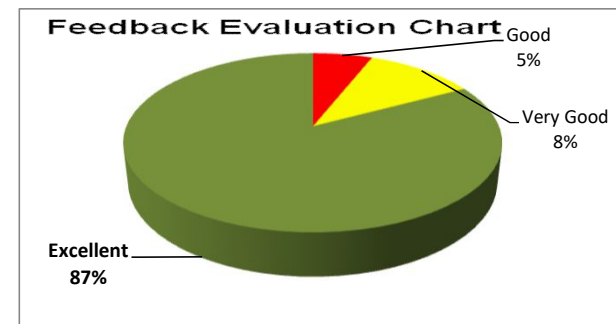
| Good | Very Good | Excellent |
|------|-----------|-----------|
| 3% | 10% | 87% |



Total 1160 students answered this question.

Q3 Does the teacher help students facing physical, emotional and learning challenges in realizing career goals, in realizing their strengths and developmental needs ?

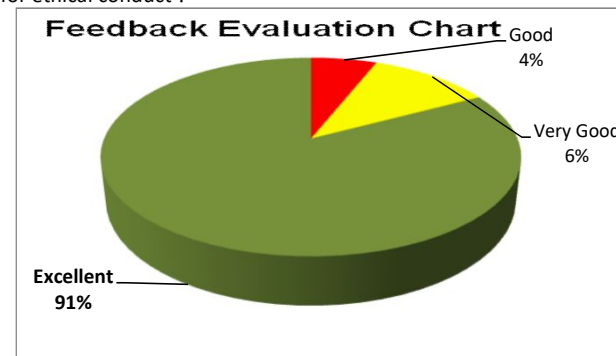
| Good | Very Good | Excellent |
|------|-----------|-----------|
| 5% | 8% | 87% |



Total 1160 students answered this question.

Q4 Does the teacher inspire students for ethical conduct ?

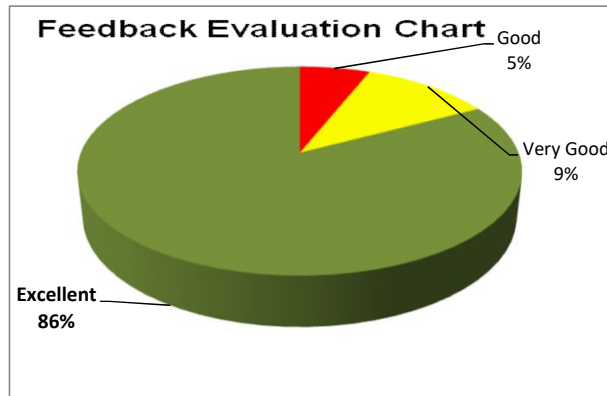
| Good | Very Good | Excellent |
|------|-----------|-----------|
| 4% | 6% | 91% |



Total 1160 students answered this question.

Q5 Does the teacher act as a role model ?

| | | |
|------|-----------|-----------|
| Good | Very Good | Excellent |
| 5% | 9% | 86% |

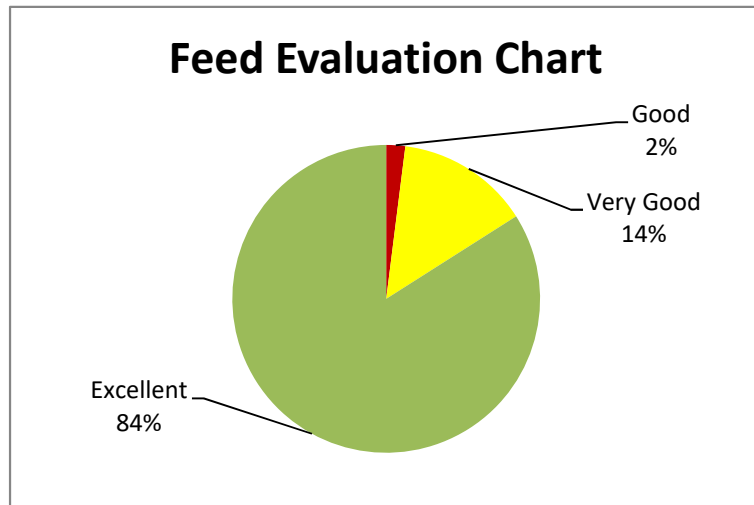


Total 1160 students answered this question.

Feedback Form Teachers for the Session 2020-2021

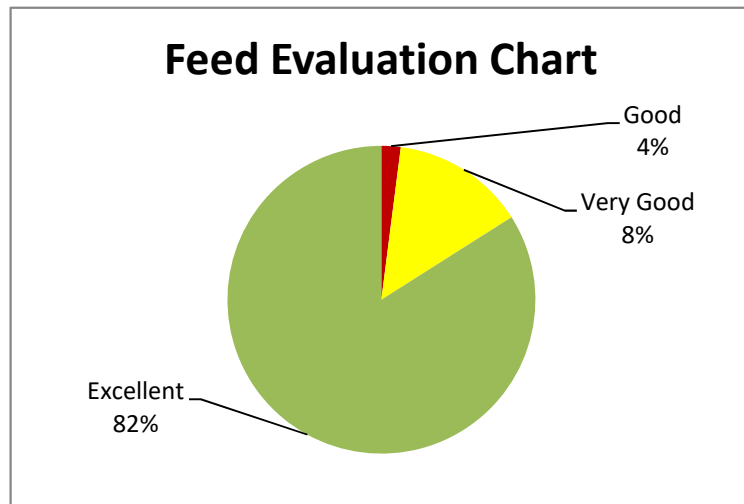
Q1. The courses/Syllabi taught by me have a good balance between theory and application?

| | | |
|------|-----------|-----------|
| Good | Very Good | Excellent |
| 2% | 14% | 84% |



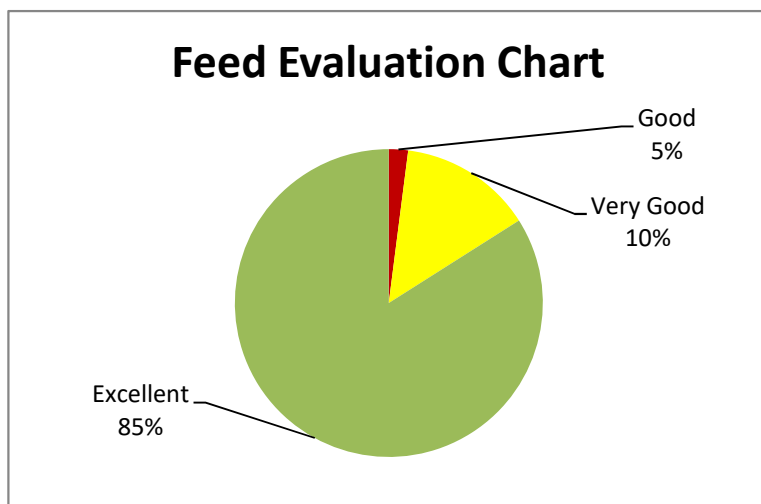
Q2 The objectives of the syllabi are well defined ?

| | | |
|------|-----------|-----------|
| Good | Very Good | Excellent |
| 4% | 8% | 82% |



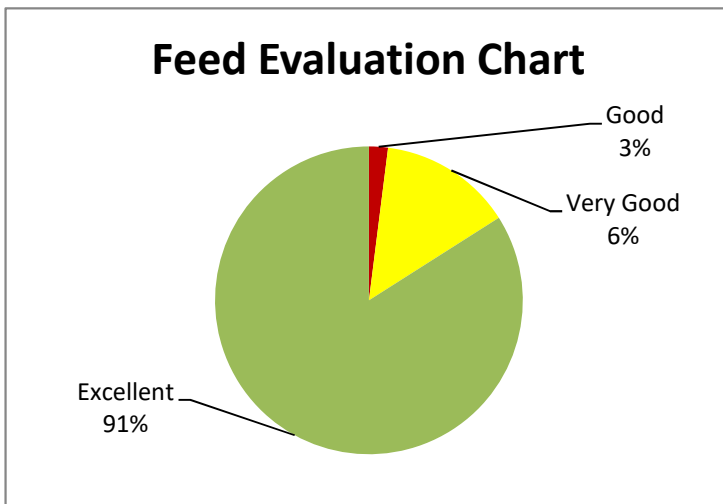
Q3 The books/Journals etc. prescribed/listed as reference materials are relevant, updated and cover the entire syllabi?

| | | |
|------|-----------|-----------|
| Good | Very Good | Excellent |
| 5% | 10% | 85% |



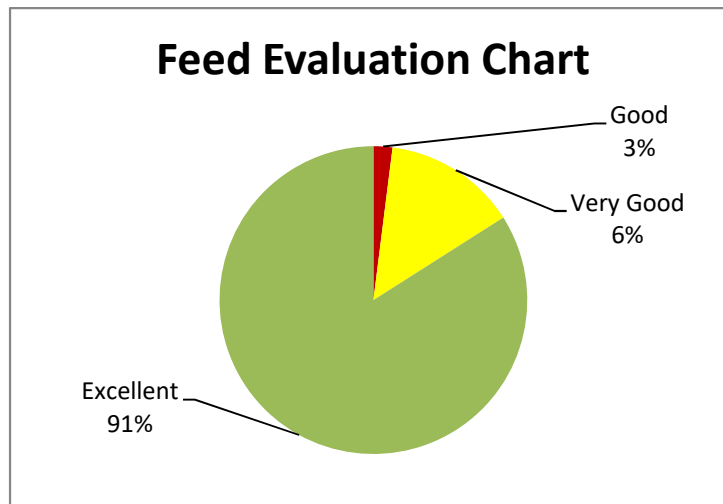
Q4 Course content fulfils the need of students and employability ?

| | | |
|------|-----------|-----------|
| Good | Very Good | Excellent |
| 3% | 6% | 91% |



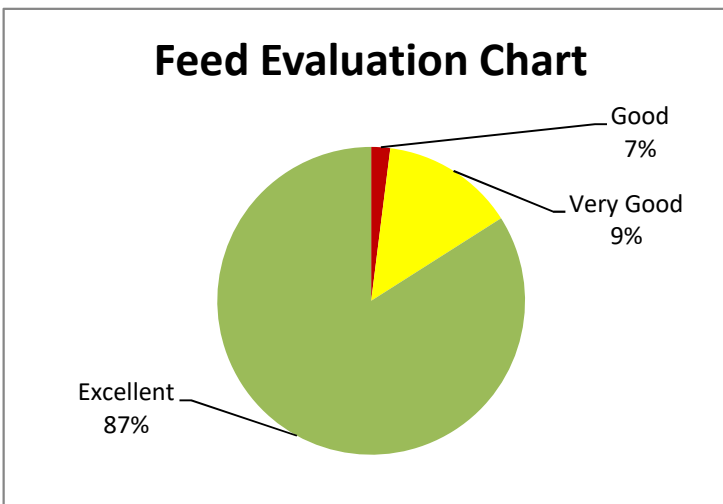
Q5 The courses/syllabi of the subjects taught by me increased my interest, knowledge and perspective in the subject area?

| | | |
|------|-----------|-----------|
| Good | Very Good | Excellent |
| 3% | 6% | 91% |



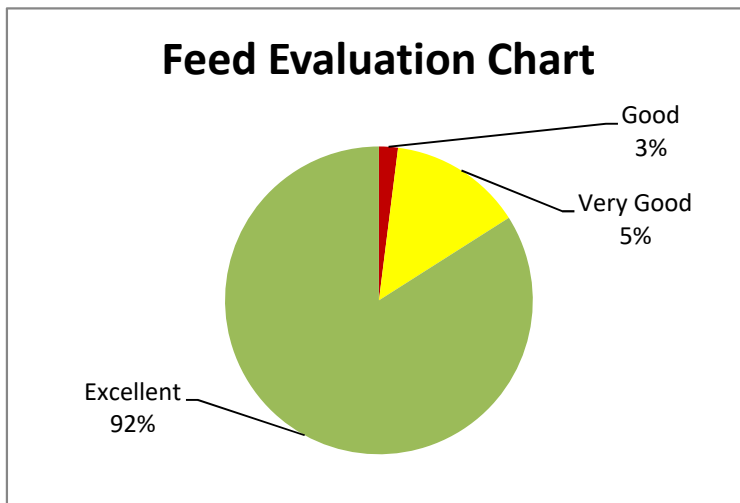
Q6 The college has given me full freedom to adopt new techniques/strategies of teaching such as group discussions, seminar presentations and learners' participation?

| | | |
|------|-----------|-----------|
| Good | Very Good | Excellent |
| 7% | 9% | 87% |



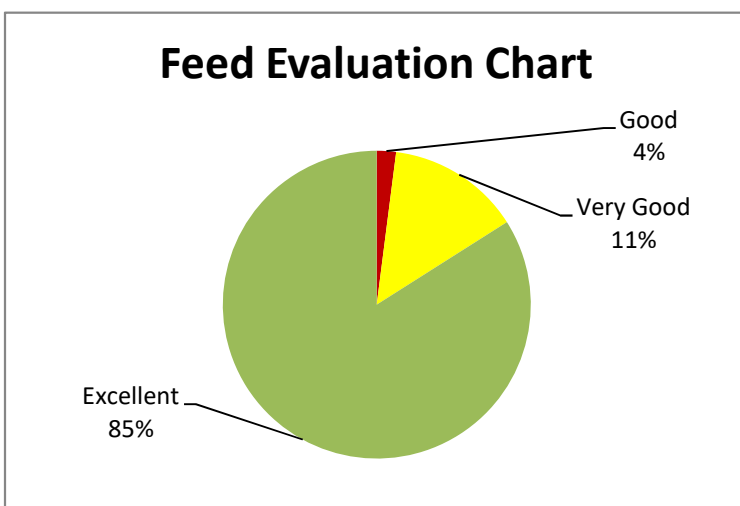
Q 7 I have the freedom to adopt new techniques/strategies of testing and assessment of Student ?

| | | |
|------|-----------|-----------|
| Good | Very Good | Excellent |
| 3% | 5% | 92% |



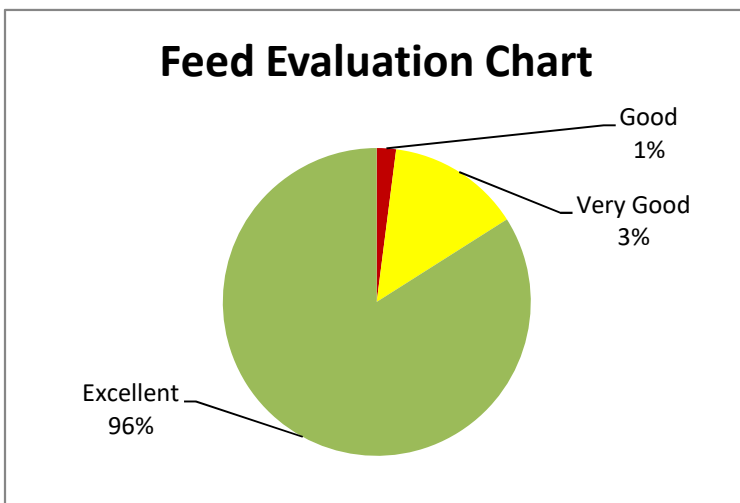
Q 8 Tests and examinations are conducted well in time with proper coverage of all units in the syllabus ?

| | | |
|------|-----------|-----------|
| Good | Very Good | Excellent |
| 4% | 11% | 85% |



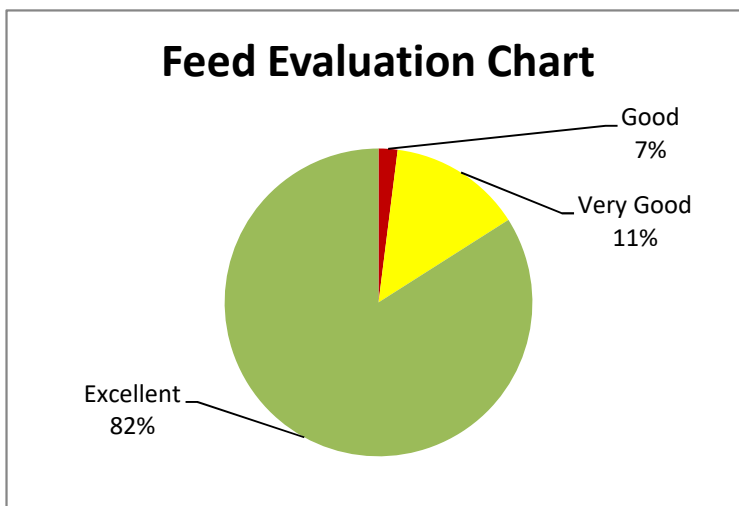
Q 9 The prescribed books are available in the Library in sufficient numbers ?

| | | |
|------|-----------|-----------|
| Good | Very Good | Excellent |
| 1% | 3% | 96% |



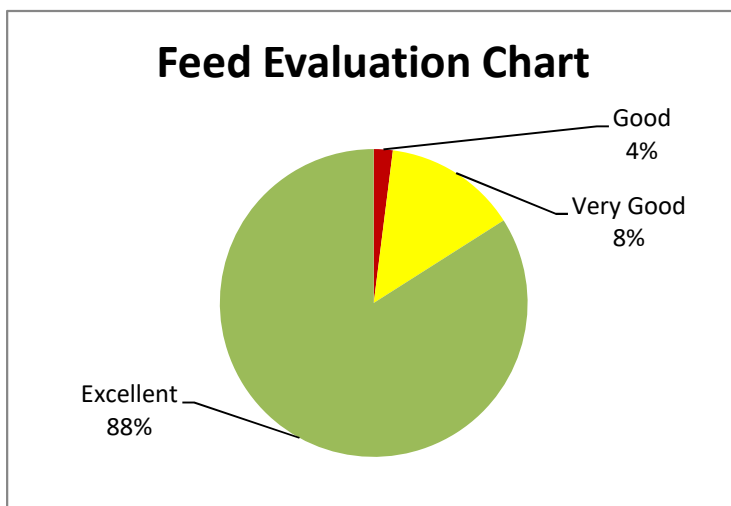
Q10 The environment in the college is conducive for teaching and research ?

| | | |
|------|-----------|-----------|
| Good | Very Good | Excellent |
| 7% | 11% | 82% |



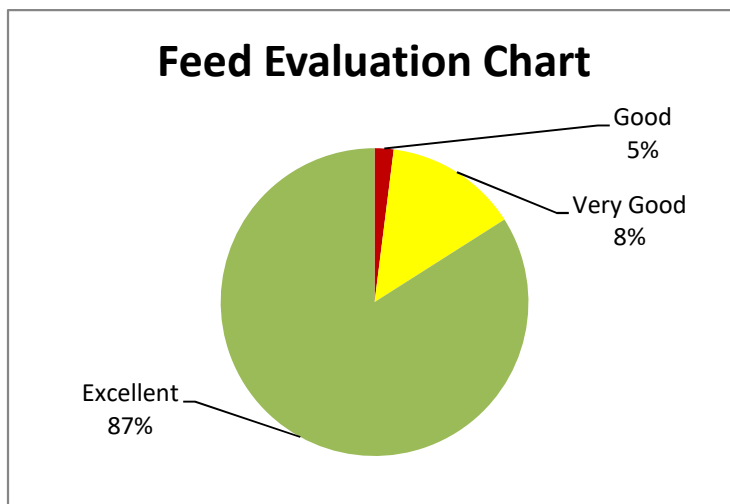
Q11 The administration is teacher friendly ?

| | | |
|------|-----------|-----------|
| Good | Very Good | Excellent |
| 4% | 8% | 88% |



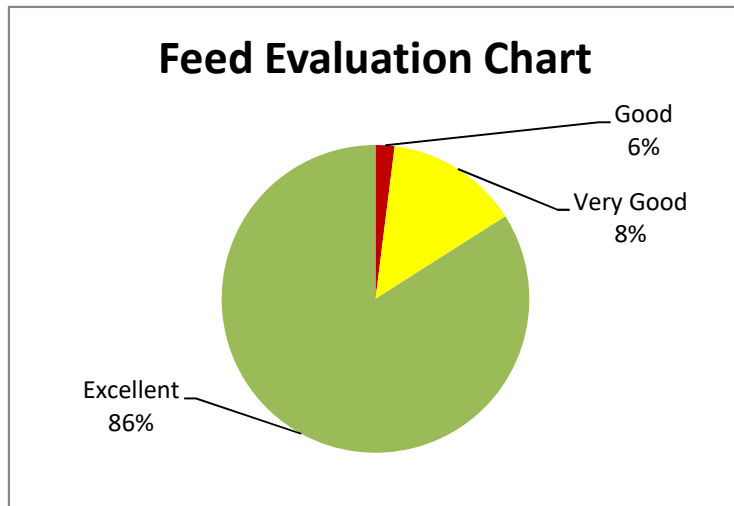
Q 12 Fellow teachers are cooperative and helpful ?

| | | |
|------|-----------|-----------|
| Good | Very Good | Excellent |
| 5% | 8% | 87% |



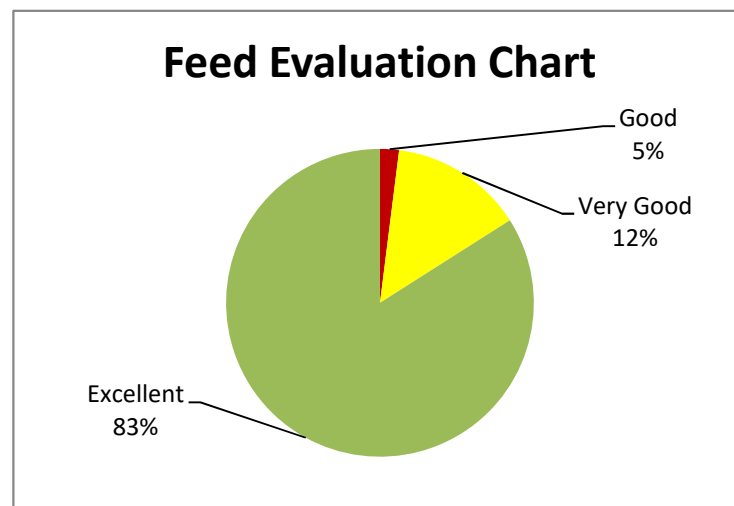
Q 13 The college provides adequate opportunities and support to faculty members for upgrading their skills and qualifications ?

| | | |
|------|-----------|-----------|
| Good | Very Good | Excellent |
| 6% | 8% | 86% |



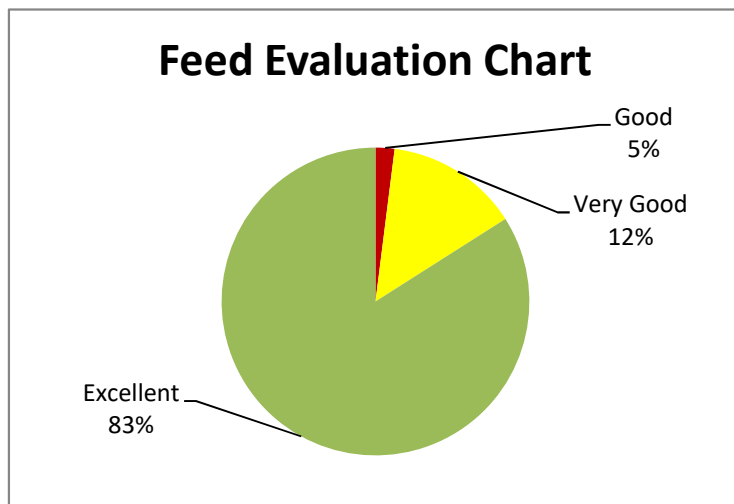
Q14 ICT facilities in the college are adequate and satisfactory ?

| | | |
|------|-----------|-----------|
| Good | Very Good | Excellent |
| 5% | 12% | 83% |



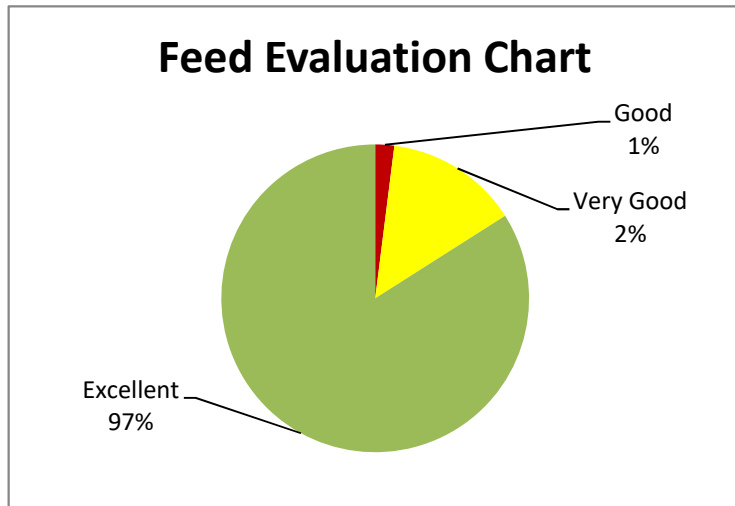
Q15 Separate space in the college are adequate and satisfactory ?

| | | |
|------|-----------|-----------|
| Good | Very Good | Excellent |
| 5% | 12% | 83% |



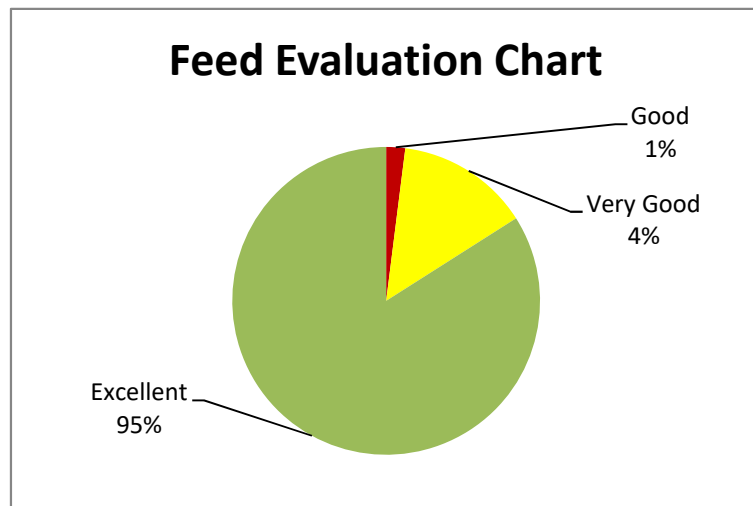
Q 16 Toilets/washrooms are clean and properly maintained ?

| Good | Very Good | Excellent |
|------|-----------|-----------|
| 1% | 2% | 97% |



Q 17 The classrooms are clean and well maintained ?

| Good | Very Good | Excellent |
|------|-----------|-----------|
| 1% | 4% | 95% |



Vertical line segment 1

Vertical line segment 2

Vertical line segment 3

Vertical line on the left side of the page.